


You can access letters sent home in 2 ways; on the eschools app or via the St Anne's website. To see how to log into each of these, please see the "How to Log in to eSchools" and "Eschools Parent App" guides listed in the parent section of the St Anne's website.

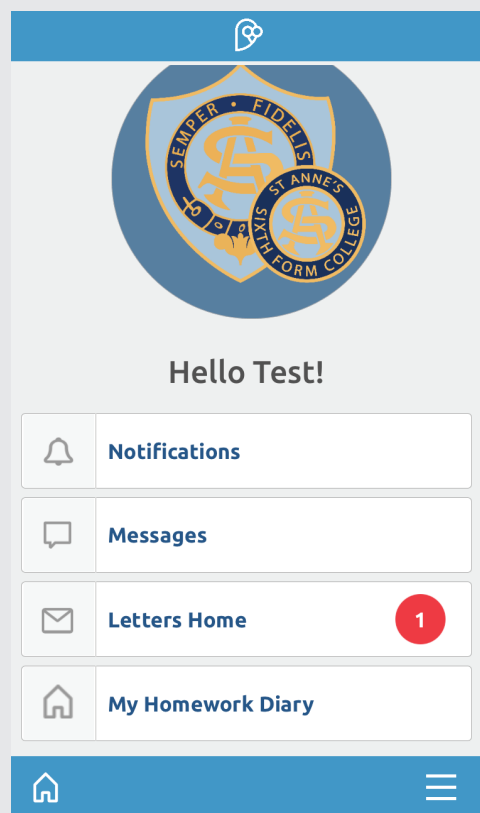
## 1. Using the Eschools app.

Make sure you have notifications for the ESCHOOLS app switched on.

When a letter home is sent, you will receive this notification on your phone.



You should also receive an email notifying you that you have a letter waiting to be read. If you do not receive these emails, it may be that we do not have your email on file. To correct this please contact the school.



Once in the app, there will be a notification number showing you how many unread letters you have.


Tap on 'Letters Home'

## 2. Using the St Anne's website.

Log into your Eschools account detailed in the 'How to Log in to eSchools' document.



In the banner at the top of your home page, click on 'LETTERS HOME'



Here you will see all letters received with the newest at the top. Click here to read the letter.

You can also access eSchools via the school website  
**www.st-annes.uk.com**  
where you can see all the info above and print letters home.  
To login please see the "How to Log in to eSchools" document.